

# edge25

Light, seamless, refined.





## Edge25 Screens

Purpose-built for modern Australian workspaces.



# edge25

Light, seamless, refined.

A minimalist solution for modern workspaces, Edge25 Screens embody refined simplicity and intelligent design. Engineered for seamless integration, the system features sleek, slimline connectors crafted from powder-coated aluminium, enhancing both durability and aesthetics.

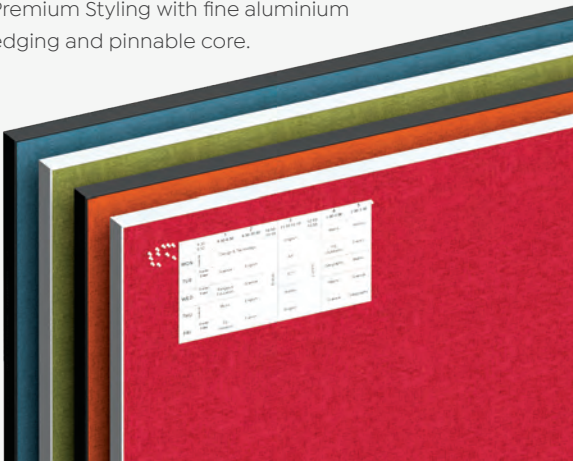
Designed for efficiency, Edge25 is 70% lighter than traditional screens and utilises 50% fewer components, allowing for faster installation and reduced environmental impact. Choose from a curated palette of 10 colourways in Edge25 fabric (55k Martindale rub rating) or opt for the luxurious Sunday fabric in 60 colours, with an industry-leading 110k Martindale rating.

Fully pinnable and available in custom sizes, Edge25 offers a tailored solution for dynamic work environments. Made in Australia, backed by a 10-year warranty, and designed to elevate acoustic and visual privacy, this is a screen system that works as hard as you do.

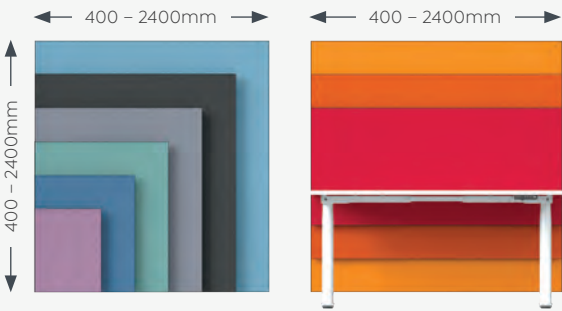


# Defining Features.

**Minimalistic Design**  
Premium Styling with fine aluminium edging and pinnable core.



**Custom Sizing**  
Sizing from 400 – 2400 wide and 400 – 2400 high.




**Endless Colour Combinations**  
10 x Edge25 colour and 30 x Premium Sunday fabric colour combinations. 1,000's of other colour options.

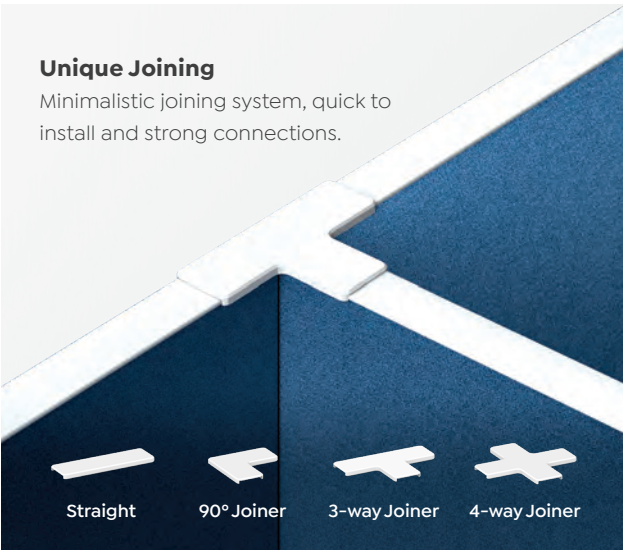


See page 10 for all colour options.

**70% less install time**  
Just panels and joiners, that's it!



**Unique Joining**  
Minimalistic joining system, quick to install and strong connections.



**Lightweight & Proudly Australian Made**  
70% lighter with 50% fewer components. Proudly made in Australia backed by a 10-year warranty.





# Configurations.


Below are the recommended configurations for various desk setups.



Klass Height Adjustable Double Desks for 4 Users with Edge25 Desk Screens



Axis Single Desks for 4 Users with Edge25 Floormount Desk Screens



Floor Mount

Mobile Configuration



Anvil 4-User Double Sided Desk with Edge25 Spine Screens with Returns

# Fixed Desk Frames.

How to configure your Edge25 Screens for fixed desks

## 1 Choose your type of end-leg

Available: Klas, Aglie, Axis, Anvil, Flare, & Plantation



## 2 Choose your worktop size

Available in 1800, 1600, 1500 & 1200mm wide with 750mm depth



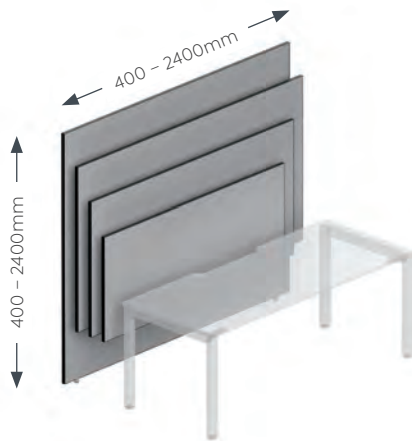
## 3 Choose the appropriate bracket

Refer to page 11 for all bracket options



## 4 Choose your screen Size

Sizing from 400 – 2400 wide and 400 – 2400 high



## 5 Choose your screen joiners

Refer to page 11 for all joiner options



## 6 Choose your screen colour and frame colour

Refer to page 10 for all screen frame and fabric colours



# Height Adjustable Desk Frames.

How to configure your Edge25 Screens for height adjustable desks

## 1 Choose your electric desk leg type

Available: Klass, AgileMotion+, (DSD or SSD)



## 2 Choose your worktop size

Available in 1800, 1600, 1500 & 1200mm wide with 750mm depth



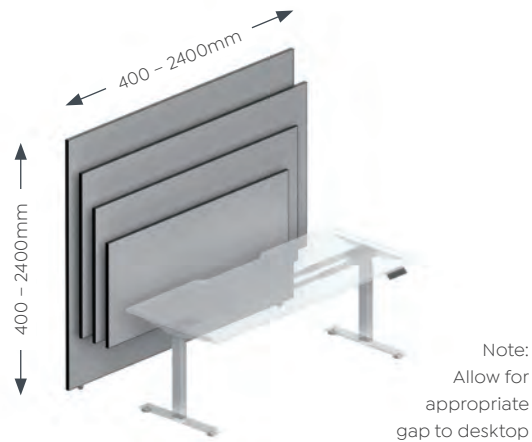
## 3 Choose the appropriate bracket

Refer to page 11 for all bracket options



## 4 Choose your screen Size

Sizing from 400 – 2400 wide and 400 – 2400 high



## 5 Choose your screen joiners

Refer to page 11 for all joiner options



## 6 Choose your screen colour and frame colour

Refer to page 10 for all screen frame and fabric colours



# Components.

A configuration example along with its components.

1 Edge25 Spine Screens

2 Edge25 Wing Screens

3 3-Way Screen Joiner



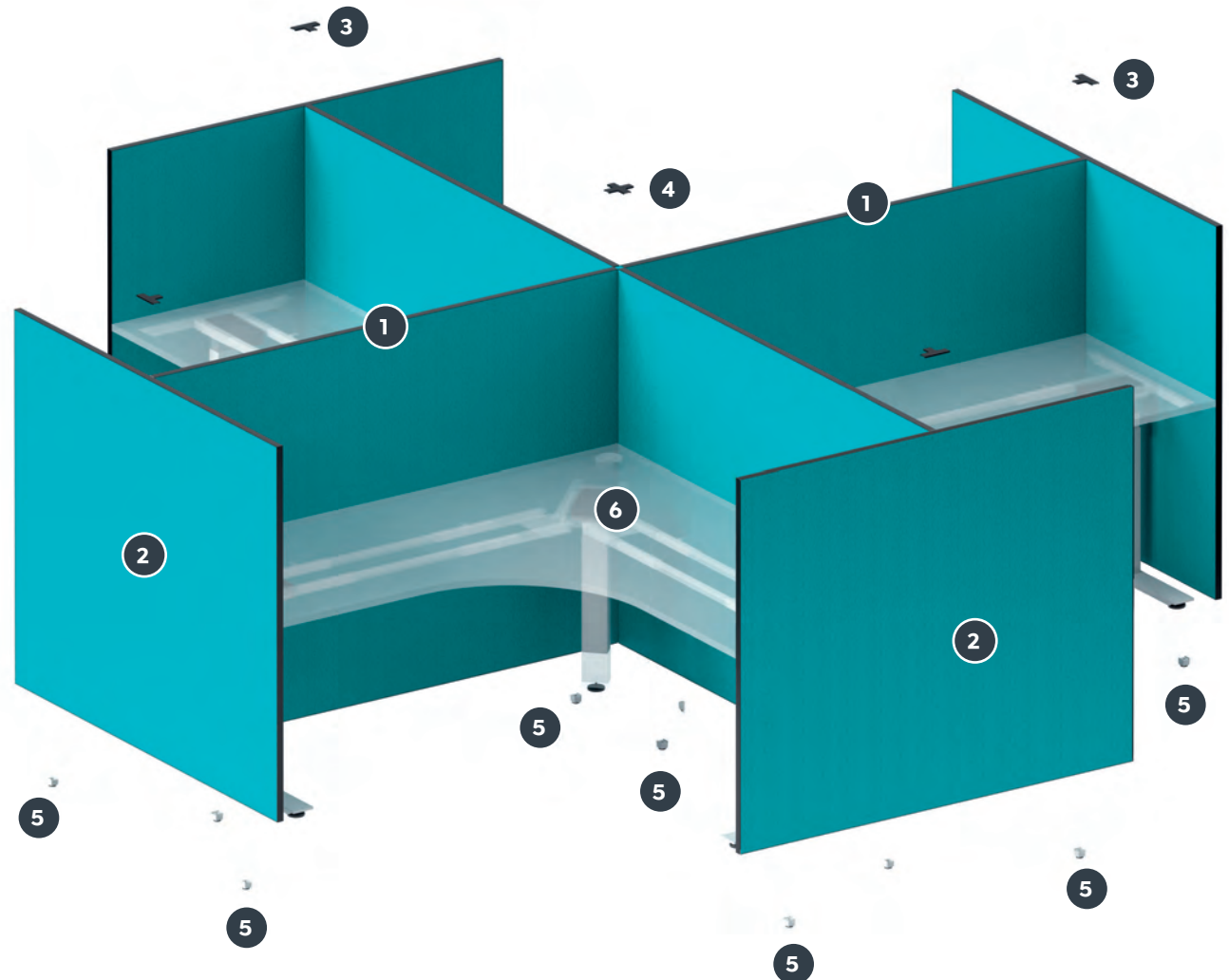
4 4-Way Screen Joiner



5 Adjustable Feet

















6 AgileMotion+ 90° Workstation Desk






# Brackets.

All brackets are available in a black or white powder-coated finish.

Floor Mount Screens	Agile Mounting Hardware	Klass Mounting Hardware	Axis/Anvil Mounting Hardware	Worktop Mounting Hardware
 <div>Static Feet Rectangle</div>	 <div>SSD Bracket Rectangle</div>	 <div>SSD Bracket Suit 600-700mm width desktop</div>	 <div>SSD Bracket RH + LH leg bracket pair</div>	 <div>Under Desk Desktop Bracket</div>
 <div>Mobile Feet Movable</div>	 <div>SSD Bracket Round</div>	 <div>SSD Bracket Suit 750-900mm width desktop</div>	 <div>DSD Bracket</div>	
 <div>Floor Mount Feet Adjustable Feet</div>	 <div>DSD Bracket Plate</div>	 <div>DSD Bracket Plate</div>		
	 <div>DSD Return Bracket</div>	 <div>DSD Return Bracket</div>		

# Joiners.

All joiners are available in a black or white powder-coated finish.

 <div>Straight Joiner</div>	 <div>90° Joiner</div>	 <div>3-way Joiner</div>	 <div>4-way Joiner</div>
--	---	--	---

# Colours.

## Endless Colour Combination

Choose from 10 Edge25 combinations, 30 Premium Sunday fabric colours, and thousands of other custom options.

### Category 1 - Edge25 Fabrics


Black Frame



Graphite #20-25




Smoke Grey #25-03



Sage Green #25-14



Misty Blue #25-07




Maroon #25-06


White Frame



Graphite #20-25



Smoke Grey #25-03



Sage Green #25-14



Misty Blue #25-07




Maroon #25-06

### Category 2 - Sunday Fabrics



### Category 2 - Breathe Fabrics



### Category 2 - Splice Colours





